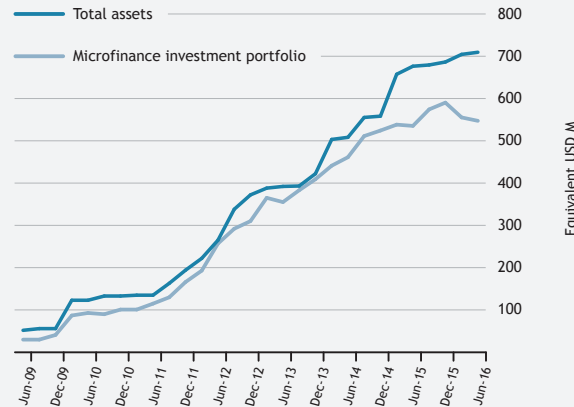


PORTFOLIO OF INVESTMENTS

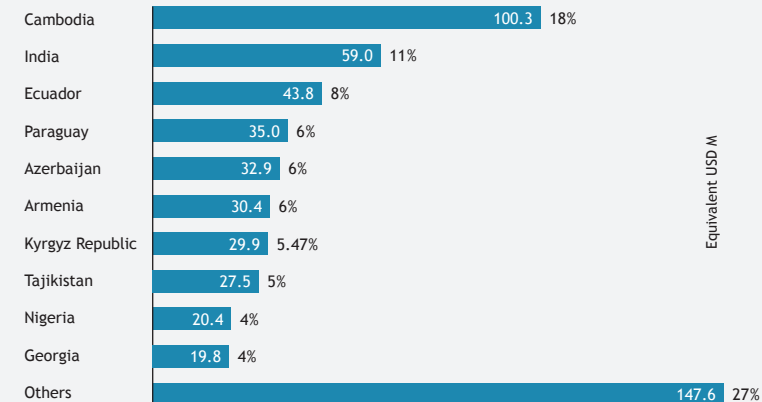
Portfolio details	March-2016	Cumulative disbursements
Microfinance investment portfolio	USD 546.5 M	USD 1.186 B
Cash	USD 118.9 M	
Other short term investments	USD 43.9 M	
Total assets	USD 709.4 M	
Microfinance portfolio as a % of total assets	77%	
Total net asset value	USD 547.9 M	
Number of MFIs	94	136
Number of loans	196	388
Number of countries	35	41

Portfolio growth



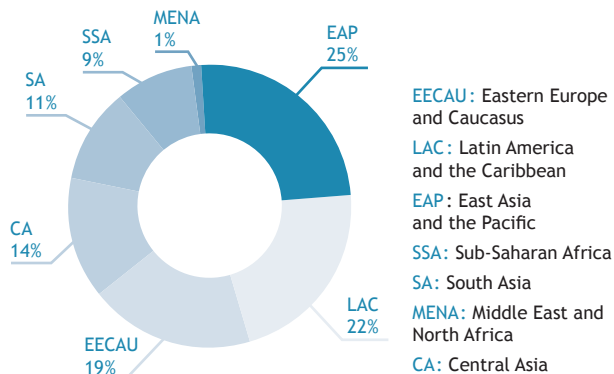
Country distribution

Microfinance investment portfolio



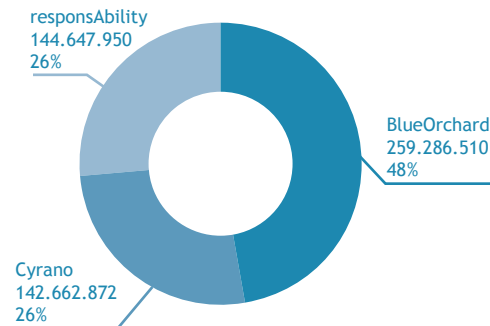
Regional distribution in %

Microfinance investment portfolio



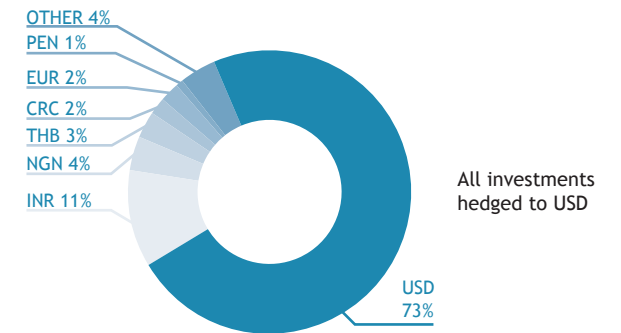
Investment Manager distribution in %

Microfinance investment portfolio - Equivalent USD



Currency distribution in %

Total portfolio



Other includes: AZN, TND, KZT, MXN, PLN, RUB, XAF, KHR, XOF, AMD, ZMW

MICROFINANCE INVESTMENT PORTFOLIO as of 31 March 2016

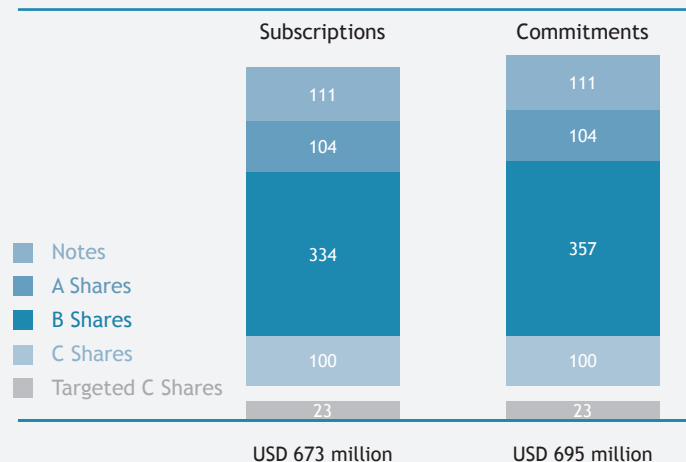
Country	Region	Name of MFI	Inv. Mgr.	Currency of investment	Portfolio Equiv. USD MM	New investments in Q1 2016 USD M	First Disb.	Last Maturity
Albania	EECAU	NOA	BO	EUR	2.28		2015-07	2018-11
Armenia	EECAU	ACBA Credit Agricole Bank CJSC	CY	USD	15.00		2013-11	2016-11
		Finca Universal Credit Organization	BO	USD	2.00		2014-12	2017-12
		Inecobank Closed Joint-Stock Company	CY	USD	6.00	7.00	2015-09	2018-12
		INECOBANK frn 15-180219	CY	USD	7.00		2016-02	2019-03
		SEF International	BO	AMD	0.43		2014-07	2016-07
Azerbaijan	EECAU	AccessBank Closed Joint Stock Company	CY	USD	7.50		2013-08	2016-08
		Azercredit	rA	USD	2.03	0.86	2013-10	2016-10
		DemirBank	rA	USD	12.00		2013-05	2018-02
		Finca Azerbaijan	rA	USD	4.22		2014-05	2017-05
				AZN	0.81		2015-06	2017-06
		Kredaagro	rA	USD	0.90		2014-10	2016-12
		TBC Kredit Non -Banking Credit Organization	rA	USD	0.45		2014-09	2016-09
		TURANBANK OJSC	CY	USD	5.00		2014-10	2017-11
Belarus	EECAU	BELARUSKY NARODNY BANK	BO	USD	5.00		2015-05	2018-12
Bosnia and Herzegovina	EECAU	MICROCREDIT FOUNDATION EKI SARAJEVO	BO	EUR	3.42		2015-12	2018-12
Cambodia	EAP	AMK MICROFINANCE INSTITUTION PLC	BO	USD	2.00	1.00	2015-11	2019-03
		Amret Co Limited	CY	THB	0.51		2015-11	2018-11
		HATTHA KAKSEKAR	CY	USD	13.75		2013-03	2018-07
			BO	USD	13.05		2014-03	2018-12
				THB	7.77		2014-12	2018-08
		KREDIT	rA	USD	0.70		2015-11	2017-11
		KREDIT	rA	USD	1.70		2015-10	2017-10
		Kredit Microfinace Instittution	rA	USD	0.70		2014-04	2016-04
		LOLC Cambodia PLC	CY	USD	2.50		2015-12	2018-12
		Prasac Microfinance Institution Ltd	BO	USD	5.00	5.00	2016-01	2019-01
				THB	6.23		2015-08	2019-01
		Prasac Microfinance Institution Ltd	BO	USD	12.00		2014-11	2016-12
				THB	1.85		2015-04	2018-04
		Sathapana Limited	CY	USD	15.00		2013-05	2018-06
		Thaneakea Phum Cambodia Ltd	CY	USD	9.50		2013-09	2018-06
		VISION FUND CAMBODIA	BO	USD	8.00	1.75	2013-07	2019-03
Cameroon	SSA	ACEP Cameroun	BO	XAF	1.30		2014-05	2016-11
Costa Rica	LAC	COOPERATIVA NACIONAL DE EDUCADORES R.L.	BO	CRC	10.92		2013-12	2018-12
		FINANCIERA DESYFIN	BO	USD	3.75		2014-12	2017-12
DRC	SSA	FINCA RD CONGO SARL	BO	USD	1.30		2013-12	2016-08
Ecuador	LAC	INSTITUTO DE INVESTIGACIONES SOCIO ECONOMICAS Y TECNOLOGICAS INSOTEC	BO	USD	1.00	1.00	2015-04	2017-04
		BANCO D-MIRO	BO	USD	4.00		2014-11	2017-02
		Banco para la Asistencia Comunitaria Finca	BO	USD	4.00		2014-10	2016-10
		Banco Pichincha	rA	USD	10.00		2013-07	2017-07
		Banco Solidario	rA	USD	12.00		2013-05	2016-07
		FUNDACION DE APOYO COMUNITARIO Y SOCIAL DEL ECUADOR FACES	BO	USD	1.00		2015-10	2017-10
		INSTITUTO DE INVESTIGACIONES SOCIO ECONOMICAS Y TECNOLOGICAS - INSOTEC	BO	USD	1.00		2016-03	2018-03
		PROCREDIT ECUADOR	BO	USD	8.78		2013-07	2018-07
		UNIFINSA SOCIEDAD FINANCIERA	BO	USD	2.00		2015-04	2017-04
El Salvador	LAC	CREDICAMPO	BO	USD	0.67		2014-12	2017-12
		SERVICIOS FINANCIEROS ENLACE S.A. DE C.V.	BO	USD	0.50		2015-11	2018-11
Georgia	EECAU	CRYTAL FUND	rA	USD	1.00		2014-07	2017-07
		JSC Finca Bank Georgia	BO	USD	1.25		2013-07	2016-07
		LLC Credo	rA	USD	8.00		2015-04	2018-05
		LLC Microfinance Organization Credo	rA	USD	6.00		2013-04	2016-05
		TBC Leasing	rA	USD	3.50		2013-04	2018-12
Guatemala	LAC	FUNDACION PARA EL DESARROLLO INTEGRAL DE PROGRAMAS SOCIO-ECONOMICOS	BO	USD	0.75		2015-07	2018-01
India	SA	ANNAPURNA MICROFINANCE PRIVATE LIMITED	BO	INR	2.27		2014-11	2016-11
		ASIRYARD MICROFINANCE PRIVATE LIMITED	BO	INR	10.57	10.57	2016-03	2021-03
		FUSION MICROFINANCE PRIVATE LIMITED	BO	INR	3.62		2015-04	2018-04
		GRAMEEN KOOTA FINANCIAL SERVICES PRIVATE LIMITED	BO	INR	9.51		2015-06	2018-06
		JANALAKSHMI FINANCIAL SERVICES PRIVATE Ltd	BO	INR	14.80		2015-09	2018-09
		Janalakshmi Financial Sevices Private Ltd	BO	INR	4.53		2014-12	2016-12
		Satin Creditcare Network Ltd	BO	INR	3.78		2014-12	2016-12
		SONATA FINANCE PRIVATE LIMITED	BO	INR	3.62		2014-07	2016-07
		SV CREDITLINE PRIVATE LIMITED	BO	INR	3.93		2015-12	2019-01
		Utkarsh Micro Finance Private Limited	BO	INR	2.42		2015-02	2016-08
Ivory Coast	SSA	Microcred Côte d'Ivoire	BO	XOF	0.91		2014-06	2016-06

MICROFINANCE INVESTMENT PORTFOLIO as of 31 March 2016 *continued from previous page*

Country	Region	Name of MFI	Inv. Mgr.	Currency of investment	Portfolio Equiv. USD MM	New investments in Q1 2016 USD M	First Disb.	Last Maturity
Kazakhstan	CA	ACF LLP	rA	USD	1.00		2015-04	2017-04
		Arnur Credit Limited	BO	USD	1.50		2014-10	2017-10
		LLC Microcredit Organization Kazmicrofinance	rA	KZT	4.60		2013-04	2017-06
Kenya	SSA	Chase Bank	rA	USD	23.75		2014-07	2019-09
		RAFIKI MICROFINANCE BANK	BO	USD	1.33		2014-12	2016-12
Kosovo	EECAU	FINCA KOSOVO	BO	EUR	1.14		2015-06	2017-06
Kyrgyz Republic	CA	BAI TUSHUM BANK CJSC	CY	USD	6.00		2014-09	2017-10
		BANK OF ASIA	rA	USD	0.67		2015-02	2016-12
		Finca Kyrgyzstan	rA	USD	7.50		2014-04	2017-06
		Finca Kyrgyzstan	rA	USD	8.00		2014-11	2017-07
		Finca Kyrgyzstan	rA	USD	2.50		2015-08	2017-08
		MFC Kompanion	BO	USD	4.50		2013-10	2017-12
		SALYM FINANCE	BO	USD	0.75		2015-06	2017-06
Mexico	LAC	ASSOCIACION PROMUJER DE MEXICO	BO	MXN	0.98		2015-12	2018-12
		FINANCIERA FINCA	BO	MXN	2.83		2015-08	2017-08
Moldova	EECAU	MICROINVEST	BO	EUR	1.52		2014-11	2017-11
Mongolia	EAP	Khan Bank	BO	USD	21.67		2013-06	2017-02
		XACBANK LLC	CY	USD	5.00		2014-05	2017-05
		XACBANK LLC / ROLLOVER FROM OLD NOVAL 77423	CY	USD	10.00		2014-04	2017-04
Montenegro	EECAU	MFI Alter Modus DOO	BO	EUR	1.37		2014-11	2017-11
Nicaragua	LAC	Financiera Finca Nicaragua	BO	USD	1.95		2014-11	2018-01
Nigeria	SSA	AB MF Bank Nigeria	BO	NGN	6.01		2014-06	2019-04
		Fortis Microfinance bank	CY	NGN	5.00		2015-11	2018-11
		Grooming People for better Livelihood Centre	BO	NGN	1.96		2014-08	2017-09
		LA FAYETTE MICROFINANCE BANK LIMITED	BO	NGN	0.99		2015-06	2017-12
		LAPO MICROFINANCE BANK LIMITED	BO	NGN	6.41		2014-07	2018-06
		CENTRAL EMPRESARIAL SOLIDARIA S.A.	BO	USD	1.00		2015-07	2017-07
Paraguay	LAC	BANCO CONTINENTAL S.A.E.C.A.	BO	USD	15.00	15.00	2016-03	2019-03
		Visjon Banco S.A.E.C.A.	CY	USD	20.00		2014-02	2018-07
Peru	LAC	Caja Municipal de Ahorro y credito de Arequipa S.A.	CY	PEN	3.84		2012-12	2016-06
		Caja Rural de Ahorro y Credito Crédinka S.A.	CY	USD	5.00		2013-02	2017-06
		Financiera Proempresa S.A.	CY	USD	2.50		2013-10	2017-04
				PEN	1.98		2013-04	2016-10
		FINANCIERA PROEMPRESA S.A.	CY	PEN	2.09		2014-08	2017-08
Poland	EECAU	Inicjatywa Mikro SP.Z.O.O.	BO	PLN	1.61		2014-11	2016-12
		INICJATYWA MIKRO SP.Z.O.O.	BO	PLN	1.07		2015-11	2017-11
		INICJATYWA MIKRO SP.Z.O.O.	BO	PLN	0.81		2015-12	2017-12
Romania	EECAU	S.C. ROCREDIT I.F.N. S.A.	BO	EUR	1.14		2015-11	2017-11
Russia	EECAU	Finca Russia	rA	RUB	0.88	0.88	2016-03	2017-09
Sri Lanka	SA	BIMPUTH FINANCE PLC	BO	USD	1.50		2015-07	2017-07
Tajikistan	CA	ARVAND LLC	BO	USD	1.50		2015-03	2018-03
		Eskhata Bank	BO	USD	2.00		2014-05	2017-05
		Finca Microcredit Oragnization	rA	USD	1.50		2014-05	2016-05
		FINCA TAJIKISTAN	rA	USD	3.60		2014-09	2016-11
		Humo	rA	USD	0.79		2014-06	2016-06
		IMON International	rA	USD	16.00		2014-04	2017-05
		Microcredit Deposit-Taking Organization Arvand LLC	BO	USD	0.75		2013-10	2016-10
		The First Microfinance Bank	BO	USD	1.50		2013-12	2016-12
			BO	TND	4.78		2015-02	2018-02
Tunisia	MENA	ENDA Inter-Arabe	BO	TND	4.78		2015-02	2018-02
Uzbekistan	CA	Hamkor	rA	USD	10.00		2015-04	2018-04

TOTAL OUTSTANDING PORTFOLIO	546.60
Total new investments in Q1 2016	43.06
Including new investments in LCY in Q1 2016	11.50

Subscriptions and Commitments



Investors

Notes

Private Investor via
Deutsche Bank and GLS
Gemeinschaftsbank eG

A Shares

KfW
Foundation Salvation Army
Switzerland
GastroSocial Pensionskasse
PREVIS

B Shares

KfW
International Finance
Corporation (IFC)
Development Bank of
Austria (OeEB)
European Investment Bank (EIB)
OPEC Fund for International
Development (OFID)
FMO

C Shares

German Federal Ministry for
Economic Cooperation (BMZ)
Swedish International
Development Cooperation
Agency (SIDA)
Development Bank of
Austria (OeEB)
Targeted C Shares*
German Federal Ministry for
Economic Cooperation (BMZ)

*Targeted C-shares shall only be impacted by & bear the exclusive risk of the valuation of Target Investments.

Investment Managers

BlueOrchard Finance S.A.

32 rue de Malatrex
1201 Geneva
Switzerland
Tel.: +41 22 596 4777
Fax: +41 22 596 4799
E-mail: info@blueorchard.com

Cyrano Management S.A.

Calle Bolivar 472
Office 702
Miraflores, Lima, Peru
Tel.: +511 446 8877
Fax: +511 446 8585

responsAbility Investments AG

Josefstrasse 59
8005 Zurich
Switzerland
Tel.: +41 44 250 99 30
Fax: +41 44 250 99 31
E-mail: info@responsAbility.com

Disclaimer

All rights reserved. This fund is reserved for eligible investors within the meaning of article 2 of the law of 13 February 2007 on specialized investment funds, as amended or supplemented from time to time. Units in this investment fund may not be offered, sold or transferred, directly or indirectly, in the USA or its territories or possessions or areas subject to its jurisdiction, or to citizens or residents thereof ("US Persons") other than in accordance with the laws of the United States. The information given in this document does not constitute an offer nor a product recommendation, it is provided for individual information purposes only. No guarantee is given or intended as to the completeness, timeliness or adequacy of the information provided herein. Past performance is no guarantee for future results. The value of the fund and its share classes is calculated without taking into account any placement or redemption fees and assuming constant reinvestments of dividends. This is not a fund prospectus as specified by law.